







Lessons to teach

<ul style="list-style-type: none">• 3 Golden Rules• Weak Spot• 4-Move Mate <p>Opening Principals</p> 	<ul style="list-style-type: none">• Forks• Pins• Forcing Moves <p>Tactical Themes</p> 	<ul style="list-style-type: none">• Pawn Wall• Pawn Chain• Attack where you are strong <p>Strategic Themes</p> 
<ul style="list-style-type: none">• Electric Fence• Royal Waltz• Pawn Promotion <p>Endgame Planning</p> 	<ul style="list-style-type: none">• Getting out of check• Checkmates• Stalemate <p>Checkmate Patterns</p> 	<ul style="list-style-type: none">• Paul Morphy• Gary Kasparov• Veselin Topalov <p>Famous Players</p> 

These are the basic lessons which will take kids from beginner through to 800 rating. The most important thing in these early stages is to inspire a love of chess, of thinking and of learning.

Most real chess success comes from self-directed study. To become an expert player requires 10,000+ hours of deliberate practice – which cannot happen at school!

Using students as teachers

Students are the best teachers! The older kids will teach the younger ones. Having a peer tutoring structure in place gives lots of benefits to the teacher as well as the student.

The teacher gets to clarify their own thought process, express in words what they are thinking.

Tournament Games and Rules



Touch Move



Illegal Move



Clocks



Interference



Draws

- 50 Move rule
- Triple Repetition



Adjudication